








**Q1** 75 responses

**How do you listen to KTNA? Check all that apply.**

Answer Choices	Percentage	Responses
<input type="radio"/> With a radio on 88.9 FM	82.67%	62
<input type="radio"/> Stream on ktna.org	46.67%	35
<input type="radio"/> Stream via the KTNA mobile app	20.00%	15
<input type="radio"/> Stream through another website (such as TuneIn, Radio Garden)	8.00%	6
<input type="radio"/> Stream through another mobile app (such as NPR, TuneIn)	13.33%	10
<input type="radio"/> Use KTNA's website or mobile app to read or listen to posted news stories or other locally produced programming	45.33%	34
<input type="radio"/> Use the archive player on ktna.org to listen to recordings of KTNA programs	29.33%	22
<b>Total</b>		<b>184</b>

Q2 71 responses

**Which social media apps do you use? Check all that apply.**

Answer Choices	Percentage	Responses
 Facebook	70.42%	50
 Instagram	30.99%	22
 X (formerly Twitter)	4.23%	3
 Snapchat	2.82%	2
 Tiktok	1.41%	1
 Bluesky	2.82%	2
 None	26.76%	19
<b>Total</b>		<b>99</b>








**Q3** 75 responses

**Where do you listen? (You can pick more than one)**

Answer Choices	Percentage	Responses
<input checked="" type="radio"/> Upper Susitna Valley (Talkeetna, Trapper Creek, Sunshine, Willow, Chase etc.)	88.00%	66
<input type="radio"/> Lower Valley (Wasilla, Palmer, Houston, Big Lake etc.)	5.33%	4
<input type="radio"/> Alaska (other community)	5.33%	4
<input type="radio"/> Lower '48	21.33%	16
<input type="radio"/> Another country or countries	2.67%	2
<b>Total</b>		<b>92</b>

Q4 73 responses

**What is your age group?**

Answer Choices	Percentage	Responses
 under 21	0%	0
 21-30	0%	0
 31-40	5.48%	4
 41-50	15.07%	11
 51-60	23.29%	17
 61-70	20.55%	15
 over 70	35.62%	26
<b>Total</b>		<b>73</b>

Q5 75 responses

**When do you listen to KTNA? Check all that apply.**

Answer Choices	Percentage	Responses
<input type="radio"/> Weekday mornings (6am to noon)	44.00%	33
<input type="radio"/> Weekday afternoons (noon to 6pm)	45.33%	34
<input type="radio"/> Weekday evenings/nights (6pm to midnight)	37.33%	28
<input type="radio"/> After midnight, early morning (12 am to 5am)	2.67%	2
<input type="radio"/> Weekend mornings (6am to noon)	37.33%	28
<input type="radio"/> Weekend afternoons (Saturday and Sunday, noon to 6pm)	34.67%	26
<input type="radio"/> Weekend evenings/nights (Friday thru Sunday 6pm to midnight)	33.33%	25
<input type="radio"/> Randomly	61.33%	46
<b>Total</b>		<b>222</b>

Q6 75 responses

**Which news and news-related programs do you value? Check all that apply.**

Answer Choices	Percentage	Responses
<input type="radio"/> Alaska News Nightly (6:30 to 7 pm weekdays)	74.67%	56
<input type="radio"/> All Things Considered (4 to 6 pm weekdays)	64.00%	48
<input type="radio"/> BBC World Service (midnight to 2 am) weeknights or weekends	13.33%	10
<input type="radio"/> BBC World Service (4 to 6 am) weekdays or (4 to 8 am)weekends	18.67%	14
<input type="radio"/> Here and Now (8 to 9 am Monday through Friday)	38.67%	29
<input type="radio"/> Home to Roost (6:30pm Sunday)	14.67%	11
<input type="radio"/> KTNA local news and announcements (7:42 am, 12 pm, 6 pm weekdays, 6 pm Sundays)	85.33%	64
<input type="radio"/> Left, Right, and Center (12 to 1 pm Saturday)	48.00%	36
<input type="radio"/> Morning Edition (6 to 7:40 am weekdays)	38.67%	29
<input type="radio"/> On the Media (12 to 1 pm Sunday)	29.33%	22
<input type="radio"/> Valley Edition (6:30 to 7 pm Saturday)	34.67%	26
<input type="radio"/> Weekend Edition Saturday (8 to 10 am)	38.67%	29
<input type="radio"/> Weekend Edition Sunday (8 to 10 am)	36.00%	27
<input type="radio"/> Weekend All Things Considered (4 to 5 pm)	45.33%	34
<input type="radio"/> The World (11 am to 12 pm Mondays)	20.00%	15
<input type="radio"/> The World (11 am to 12 pm Thursdays)	17.33%	13
<input type="radio"/> I do not listen to any of these programs	2.67%	2
<b>Total</b>		<b>465</b>

Q7 75 responses

Which of the following entertainment, cultural, or informational programs do you value most? Check all that apply.

Answer Choices	Percentage	Responses
<input type="radio"/> Ag Matters (Saturday 6 pm)	30.67%	23
<input type="radio"/> Alaska Fisheries Report (12:30 pm Friday)	30.67%	23
<input type="radio"/> Big Picture Science (10 am Sunday)	33.33%	25
<input type="radio"/> Fresh Air (3 pm Monday thru Friday)	50.67%	38
<input type="radio"/> Freakonomics (7 pm Friday)	33.33%	25
<input type="radio"/> Hidden Brain (11am Wednesday)	37.33%	28
<input type="radio"/> Informazine (12:30 to 1 pm Monday-Friday)	20.00%	15
<input type="radio"/> Line One, Your Health Connection (10 am Wednesday)	33.33%	25
<input type="radio"/> Planet Money / How I Built This (11 am Tuesday)	22.67%	17
<input type="radio"/> Outdoor Explorer (7 pm Sunday)	30.67%	23
<input type="radio"/> Radiolab (10 am Monday)	28.00%	21
<input type="radio"/> Reveal (7 pm Wednesday)	18.67%	14
<input type="radio"/> Science Friday (10 am to 12 pm Friday)	62.67%	47
<input type="radio"/> Susitna Writer's Voice (6:15 pm Sunday, 12:30pm Monday)	53.33%	40
<input type="radio"/> Talk of Alaska (10 am Tuesday, 7 pm Tuesday)	54.67%	41
<input type="radio"/> TED Radio Hour (7 pm Monday)	32.00%	24
<input type="radio"/> The Children's Hour (10 am every other Saturday)	6.67%	5
<input type="radio"/> The Moth Radio Hour (7 pm Saturday)	38.67%	29
<input type="radio"/> This American Life (5 pm Saturday)	45.33%	34
<b>Total</b>		<b>566</b>

KTNA Listener Survey 2026

Answer Choices	Percentage	Responses
● Travel with Rick Steves (11 am Saturday)	34.67%	26
● Wait, Wait Don't Tell Me! (11 am Sunday)	53.33%	40
● I do not listen to any of these programs	4.00%	3
<b>Total</b>		<b>566</b>

Q8 74 responses

**Do you listen to Su Valley Voice? Check all that apply. Su Valley Voice is KTNA's weekly public affairs show.**

Answer Choices	Percentage	Responses
<input type="radio"/> Other (please specify)	27.03%	20
<input type="radio"/> Yes, Thursdays at 10 am	40.54%	30
<input type="radio"/> Yes, Thursdays at 7 pm	18.92%	14
<input type="radio"/> Yes, online on ktna.org	24.32%	18
<input type="radio"/> No, I do not listen to this program	16.22%	12
<b>Total</b>		<b>94</b>

Q10 72 responses

Which syndicated (non-local) music shows do you enjoy the most? Check all that apply.

Answer Choices	Percentage	Responses
● Acoustic Accents (11 pm Tuesday)	8.33%	6
● Acoustic Accents (1 pm Saturday)	37.50%	27
● Afropop Worldwide (9 pm Sunday)	11.11%	8
● Alaska's Fresh Catch (9 pm Wednesday)	19.44%	14
● American Routes (2 to 4 pm Sunday)	37.50%	27
● Beale Street Caravan (10 pm Monday)	19.44%	14
● Deeper Cuts (9 pm Monday)	15.28%	11
● E-town (2 pm Wednesday)	25.00%	18
● From the Top (5 pm Sunday)	20.83%	15
● Hearts of Space (11 pm Monday)	11.11%	8
● High Country Celtic Radio (1 pm Sunday)	25.00%	18
● Jazz Night in America (10 pm Wednesday)	9.72%	7
● The Mainstream (11 pm Thursday and Friday)	8.33%	6
● The Midnight Special (10 to 12 pm Sunday)	15.28%	11
● Mountain Stage (2 to 4 pm Saturday)	51.39%	37
● Performance Today (9 am Monday thru Friday)	29.17%	21
● Putumayo World Music Hour (1 pm Thursday)	23.61%	17
● Retro Cocktail Hour (10 pm Tuesday)	13.89%	10
● Tiny Desk Radio (9 pm Tuesdays)	29.17%	21
<b>Total</b>		<b>347</b>

KTNA Listener Survey 2026

Answer Choices	Percentage	Responses
<input type="radio"/> The Rhythm Connection (8 to 10 pm Friday)	18.06%	13
<input type="radio"/> World Café (various nights - 11 pm Wednesday and Saturday, 10pm Friday, every other Tuesday at 8pm)	37.50%	27
<input type="radio"/> I do not listen to any of these programs	15.28%	11
<b>Total</b>		<b>347</b>

**Q12** 68 responses

**Are there any genres of music you would like to hear more of? Check up to 5.**

Answer Choices	Percentage	Responses
● Classical	17.65%	12
● Country	10.29%	7
● Global Music (African, Latin, Caribbean, International)	19.12%	13
● Jazz	11.76%	8
● Rock (Classic, Alternative, Indie)	25.00%	17
● Blues	22.06%	15
● Electronic (EDM, Ambient, Dance)	8.82%	6
● Folk & Americana (Folk, Bluegrass, Roots)	30.88%	21
● Hip-Hop / R&B	7.35%	5
● Pop (Contemporary, Adult Contemporary)	5.88%	4
● I like the variety of music KTNA airs	67.65%	46
<b>Total</b>		<b>154</b>

Q13 73 responses

If you could increase one type of KTNA's programming, what would it be? Check all that apply.

Answer Choices	Percentage	Responses
<input type="radio"/> More (please specify)	5.48%	4
<input type="radio"/> More local news	38.36%	28
<input type="radio"/> More national / world news and public affairs programming (BBC, NPR, APRN)	10.96%	8
<input type="radio"/> More local public affairs programming (like Su Valley Voice)	28.77%	21
<input type="radio"/> More entertainment / informational/ cultural programming (for example - Reveal, Freakonomics, Hidden Brain, Science Friday)	19.18%	14
<input type="radio"/> More syndicated (nationally available) music programs (for example - World Cafe, Mainstream, Mountain Stage)	5.48%	4
<input type="radio"/> More locally-hosted music programs	35.62%	26
<input type="radio"/> I like the programming mix that KTNA airs	67.12%	49
<b>Total</b>		<b>154</b>

Q14 66 responses

If you could decrease one type of KTNA's programming, what would it be? Check all that apply.

Answer Choices	Percentage	Responses
<input type="radio"/> Less (please specify)	9.09%	6
<input type="radio"/> Less national / world news (BBC, NPR, APRN)	15.15%	10
<input type="radio"/> Less syndicated music programs (for example - World Cafe, Mainstream, Mountain Stage)	9.09%	6
<input type="radio"/> Less entertainment / informational/ cultural programming (for example - Reveal, Freakonomics, Hidden Brain, Science Friday)	4.55%	3
<input type="radio"/> I like the programming mix that KTNA airs.	74.24%	49
<b>Total</b>		<b>74</b>

**Q15** 74 responses

**How do you get your local news? Check all that you regularly utilize.**

Answer Choices	Percentage	Responses
● Other (please specify)	22.97%	17
● KTNA on the radio	79.73%	59
● KTNA on ktna.org	41.89%	31
● KTNA on the mobile app	14.86%	11
● News Websites (Mat-Su Sentinel, Frontiersman, ADN)	43.24%	32
● Social Media	22.97%	17
<b>Total</b>		<b>167</b>